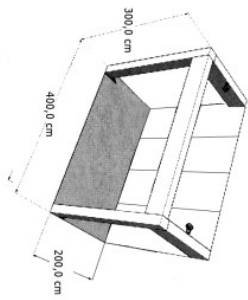


MODULO A

mq. 8 (4x2)

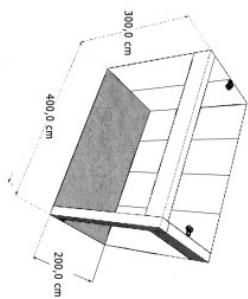
- 2 travi 4X0,40 m
- 2 travi 2X0,40 m
- 4 colonne h. 2,60
- 2 faretti 300w



MODULO A1

mq. 8 (4x2)

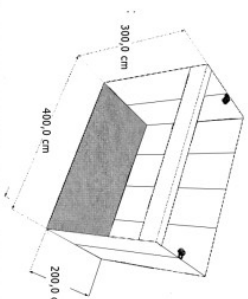
- 4 pannelli 3x1 m
- 1 trave 4X0,40 m
- 2 travi 2X0,40 m
- 2 colonne h. 2,60 m
- 2 faretti 300w



MODULO A2

mq. 8 (4x2)

- 6 pannelli 3x1 m
- 1 trave 4X0,40 m
- 1 trave 2X0,40 m
- 1 colonna h. 2,60 m
- 2 faretti 300w



MODULO A3

mq. 8 (4x2)

- 8 pannelli 3x1 m
- 1 trave 4X0,40 m
- 2 faretti 300w